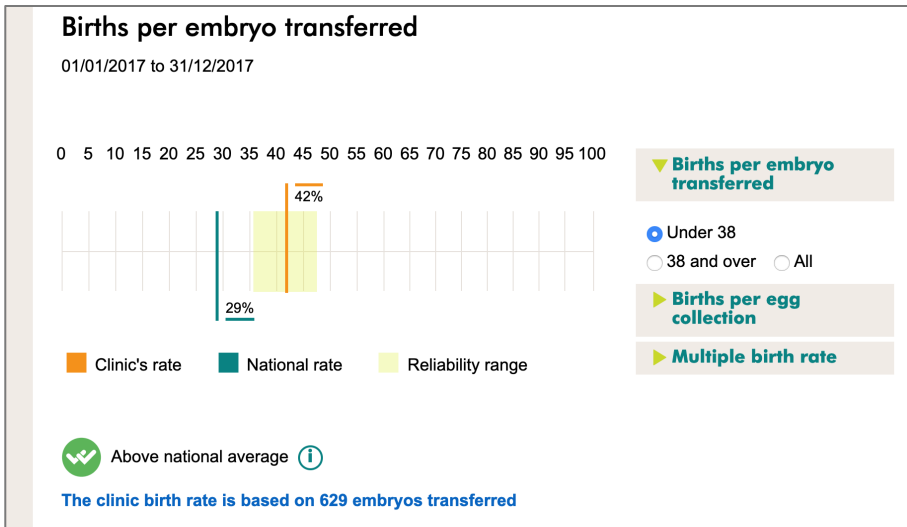
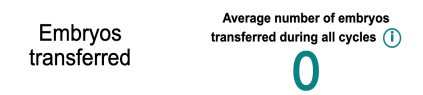
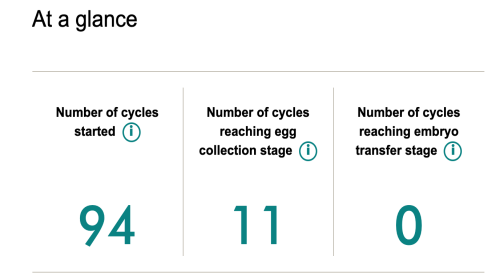


Success rates per embryo transferred may not be reflective of the clinic's overall performance. An example of how this could be misleading is shown in the flow chart below which contains data taken from the current HFEA website.



The headline success rate of this clinic (42%) indicates that its performance is above the national average **per embryo transferred.**

However, of all their patients who started IVF, only 11.7% reached the egg collection stage and **NO** patient reached the embryo transfer stage



Furthermore, taken over 3 years the IVF success rates of this clinic **per cycle started** is 11% i.e. below the national average, which is more reflective of the overall performance. **The cancellation rate is almost 73% throughout this period.**

**Caution : The higher the cancellation rate, the better the results would unfairly appear when presented per embryo transferred.**

