

# Why we present our results per **cycle** started and **NOT** per **embryo** transferred

Looking on the HFEA website, below is the search for all IVF cycles performed at a licensed clinic in 2016

Time period:  
Step 1 of 4  
Births (January 2016 – December 2016) ▼

Treatment:  
Step 2 of 4  
IVF ▼

Age:  
Step 3 of 4  
All ages ▼

Source:  
Step 4 of 4  
Fresh embryos, patients' eggs ▼

Number of cycles started ⓘ

91

Number of cycles reaching egg collection stage ⓘ

7

Number of cycles reaching embryo transfer stage ⓘ

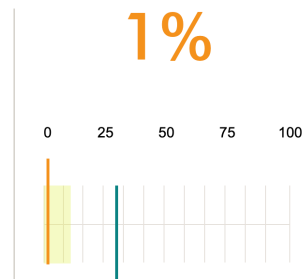
1

Per treatment cycle, the pregnancy rate at this clinic is **1%**

## Pregnancies and births per treatment cycle

Clinic's rate National rate Reliability range

Pregnancies per cycle

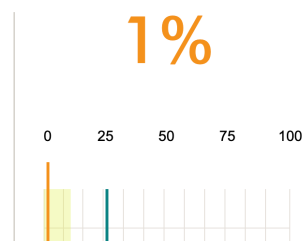


National average



below national average

Live births per cycle

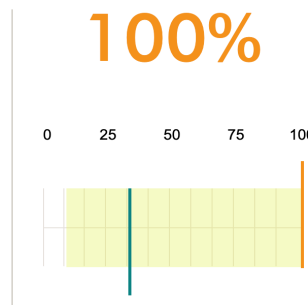


National average



Per treatment cycle, the live birth rate at this clinic is **1%**

Live births per embryo transfer



National average



consistent with national average

However, Per **embryo transfer**, the success rate at this clinic looks as if it is **100%**

Success rates per **embryo** transfer/transferred can be **misleading**